



CE RoHS FC IP65

# Solar Moon Light

Modern fashion design

Open the generation of solar street light

Intelligent control

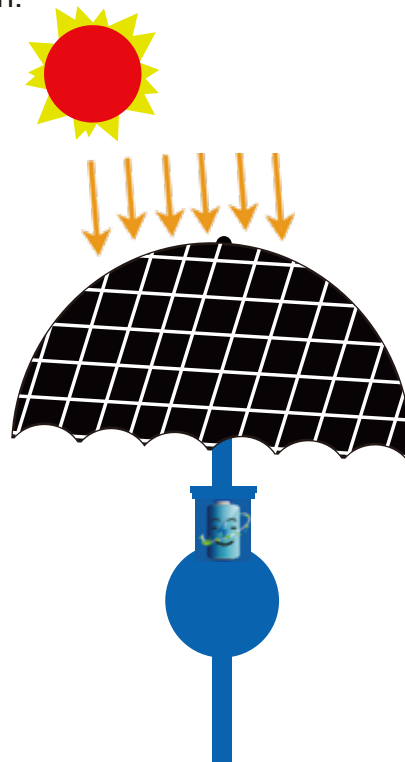


### **Unique Structure Design**

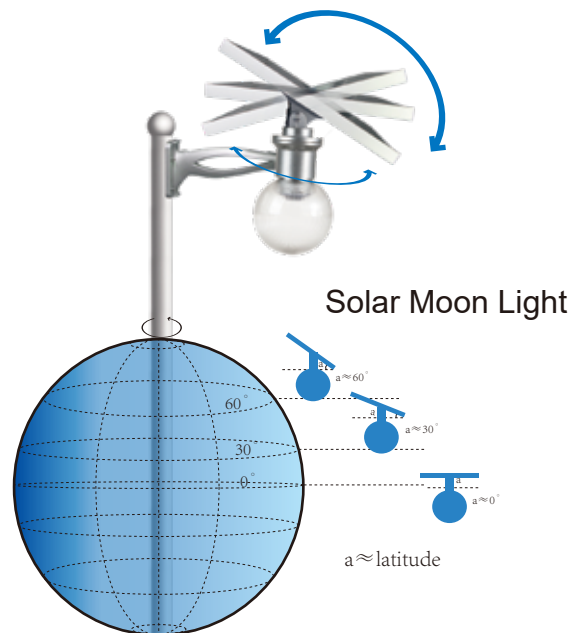
Integrate the solar panel, led body, battery and controller into whole system. Easy to transport, install and maintain.



Solar panel looks like an umbrella to protect battery from high temperature and extend the lifetime. Perfectly solve heat dissipation.



Solar panel can be adjusted manually in vertical and horizontal direction, ensure the maximum efficiency of solar energy.





## Unique Integration Design

Easy to transport, install and maintain.



## Rotating Solar Panel

Solar Panel can be adjusted in vertical and horizontal direction.



## Power control

SJudge recent climate to plan the reasonable discharge power.



## Microwave Motion Sensor

Radar controlled, called Doppler effect. More intelligent, energy-saving.



## Control Mode Management

6 work modes for choice.



## LiFePO4 Lithium Battery

2000times cycle charge and discharge, 8 years lifespan.



## Fashionable Design

Moon light shape design, beautiful and fashionable.



## Intelligent Power Control 5.0

Upgraded highly precise 5.0 version intelligent power control system. It will intelligently detect recent weather conditions, reasonably plan the discharge power to achieve more rainy days.

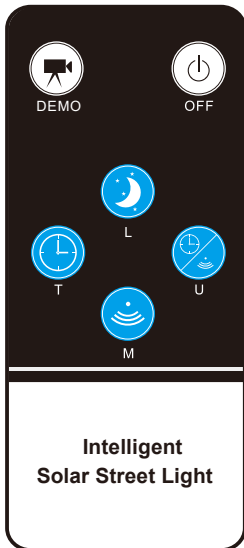








## Mode Memory Management

System have mode memory storage function to realize one-time operation and permanent preservation.

## RR Remote Control


### SC-ML-R40



-  **DEMO:** No matter day or night, light "on" when people close, light "off" after people left. Only for test use.
-  **OFF:** Light "off ", no matter day or night.
-  **L:** At night, 100%-1hr, 70%-3hrs, 20%-dawn.
-  **T:** At night, 100%-1hr, 70%-2hrs, 40%-3hrs.
-  **U:** At night, 100%-1hr, 70%-3hrs, then sensor working 40% if people come, 10% stand-by.
-  **M:** At night, 3hrs if people come 100% and 50% after people left, then 80% if people come and 20% stand-by.

- Note:**
1. Default is L mode, can choose best mode according to different sunshine condition.
  2. Once a certain mode was set successfully, it will be reserved until you change other modes with remote control.

## Ss Simulation diagram

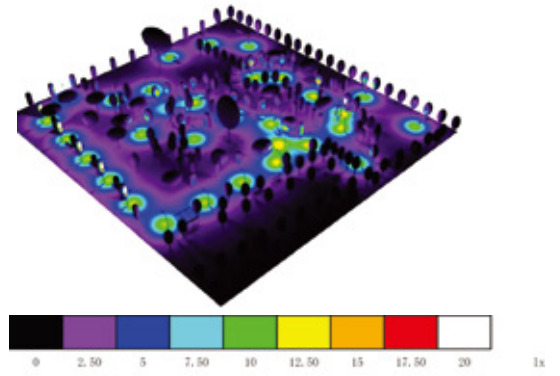
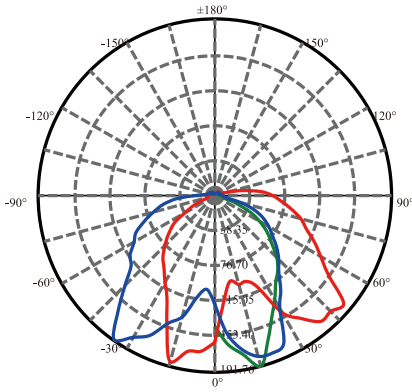


Outdoor scenes



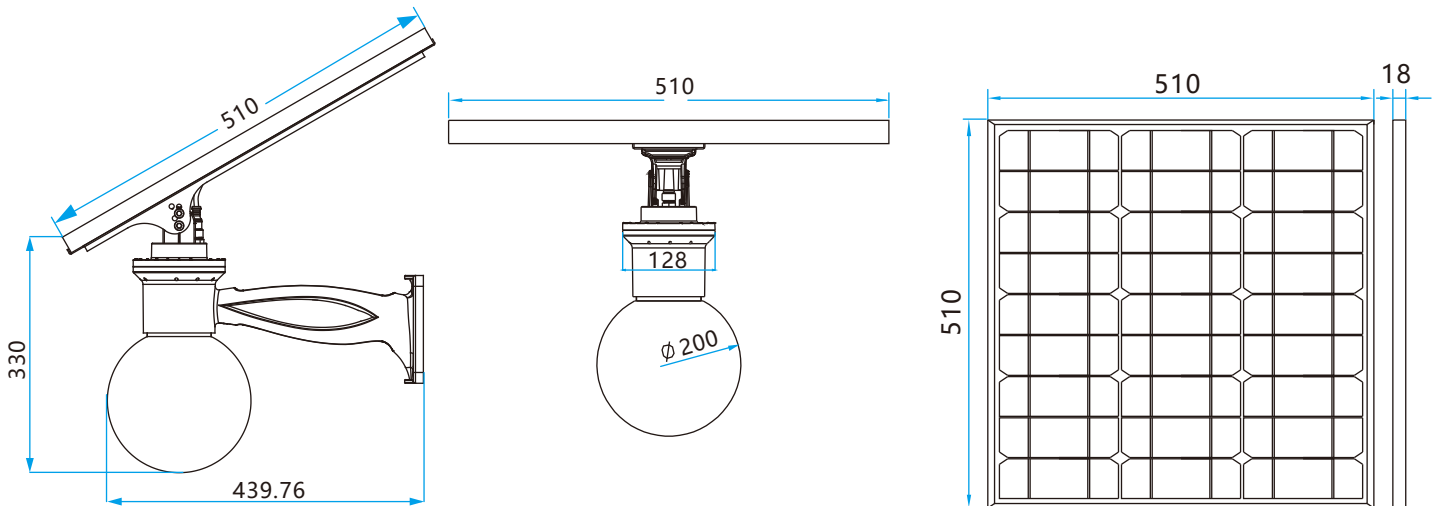
# Light Distribution

Luminous intensity distribution curves



# Dimension

SC-ML-R40



Technical parameter

Type		SC-ML-R40
Panel	Power	40W/4.5V
	Material	Mono crystalline silicon
	Solar cell efficiency	19-20%
LiFePO4 battery	Capacity	144WH
	Charge cycle times	2000 times
Lamp head	Luminous flux	1500-1800lm
	Light output	12W
	LED qty	30pcs
	LED chip	Bridgelux 160lm/w
	Color temperature	3000-7500K
	CRI	≥70Ra
	Material of lamp head	Die-cast aluminum
	Lifespan	50000hrs
System	Light control voltage	1V
	Lighting time(full charged)	2-3 rainy days
	Operation temperature	-20°C~60°C
Installation	Top diameter of pole	60mm
	Mounting height	3-5m
	Installation spacing	8-10m

Package

Two sets in carton box.

Color box packaged, anti-shock packaging material, with bubble bags and foam, ensure transport safety.

Type	Box size(L*W*H)	Net Weight	Gross Weight	Volume Weight	20GP	40GP
SC-ML-R40	575*575*250mm	14kg	15kg	21kg	640sets	1200sets



Pathway



Village road



School



Park



Villa



Hotel



Temple



Resort

